

# MARS

## SHUTTER DOOR

## Industrial Shutter Door. Electric and Manual

### Industrial Shutter Door

The Industrial Roller Shutters are the most popular shutters for industrial and manufacturer building. It's one of the most versatile and cost effective types of roller shutter and goes up to 9 m wide and 9 m high.

The 100mm curved steel laths, are available in 22G (0.7mm), 20G (0.9mm) and 18G (1.2mm), depending on the size of the roller shutter and the security level required. The industrial steel roller shutter is also available with a Wicket Door, for pedestrian access without having to fully open the



The door leaf material is made of galvanil with a powder coating finish. The leaf shape/leaf cross-section is specially designed so that it can be used for stretches up to a maximum of 9 meters



Using the high quality moto rolling door with a brand Kinzoku made in Taiwan.



There are also other brands available, made in Japan according to client request



The guide rail is processed using a forming machine, so it can be used to a height of more than 6 meters without joints and with precision



The manual tackle is adjusted to the door being used so that operation will be lighter



*The Safe & Secure.*

# MARS

Providing services for making folding gate doors, rolling doors, steel doors and factory-produced oven paint at low prices and high quality



**PT. Marata Mars Indotama**, apart from producing various types of Steel Door doors, is also a company that specializes in manufacturing and installation services for doors such as Folding Gates, Shutter Doors/Rolling Doors, and Door Services. The products we offer are the result of work from our own factory. Therefore, we have our own quality that prioritizes quality and high standards.

We also provide affordable prices but still provide guaranteed good quality and guarantee. We always provide the best service for the satisfaction of our customers. So you don't need to hesitate to choose us as a quality Folding Gate, Shutter Door/Rolling Door and Door Service for your needs..

**PT. MARATA MARS INDOTAMA**

[www.mmigroup.co.id](http://www.mmigroup.co.id)  
Tlp. 021 22786425, 0816896646



# MARS

## SHUTTER DOOR



## Industrial Shutter Door. Electric and Manual

### Industrial Shutter Door



### Color Choice Shutter



### Cover Box Frame



### Packaging Delivery



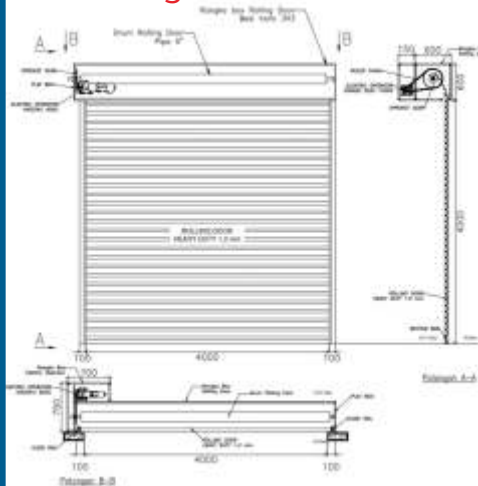
### Fire Proof Rated > 2 hr



### Electrical System



### Drawing Shutter Door




### Rolling Door One Sheet



**ONE SHEET** rolling door is a rolling door made of steel. Processed with a roll forming machine. By using the latest technology, a perforation process (2.5 mm holes), the room will remain fresh because air circulation can continue even though the room is closed



*The Safe & Secure.*



Nylon felt is made from rubber woven with nylon, so it can reduce the sound produced during operation



The key cover and handle are made of iron so they are not easily damaged/ broken. Lock the bottom using an iron plate, not a chain



The pulley with a diameter of 24 cm is designed using nylon.



Equipped with a rubber bottom which can reduce the entry of water and light. Made with the best materials to last a long time

# MARS

## SHUTTER DOOR




## Industrial Shutter Door. Electric and Manual



### Rolling Door Window Spesification

#### MMI SHUTTER DOOR ELECTRIC ROLL UP SPESIFICATION AND SHOP DRAWING

- 1.2mm Galvanized Steel Plate Material,
- Choice of Solid Surface Leaf Type
- finish powder coating



- Guide Rail Steel Galvanized 1.6 mm



- Slat Bottom steel galvanized 1.2 mm with rubb



- System Electronics, Motor Electric and Remote System Taiwan
- Standard Colour (Gray/Cream)





# MARS

## SHUTTER DOOR



## Industrial Shutter Door. Electric and Manual

### Rolling Door Motor Spesification

Name	Rolling Door Motor KM300 – IP	Rolling Door Motor KM600 – IP	Rolling Door Motor KM1000 – IP
Max Weight Load	300 KG	600 KG	1000 KG
Max Height	6.5 M	6.5 M	7 M
Rated Power	250 W	370 W	400 W
Rated Current	3.3 A	3.9 A	4.5 A
Chain No	10 A	10 A	10 A
Voltage	220 V	220 V	220 V
Frequency	50 Hz / 60 Hz	50 Hz / 60 Hz	50 Hz / 60 Hz
Roller Rotation Speed	6.2 rpm	6.2 rpm	3.2 rpm
Motor Weight (1 set)	22.5 KG	26 KG	52 KG

## KUOZU

SHUTTER DOOR MOTOR



**KUOZU**  
SHUTTER DOOR MOTOR

Made In  
TAIWAN

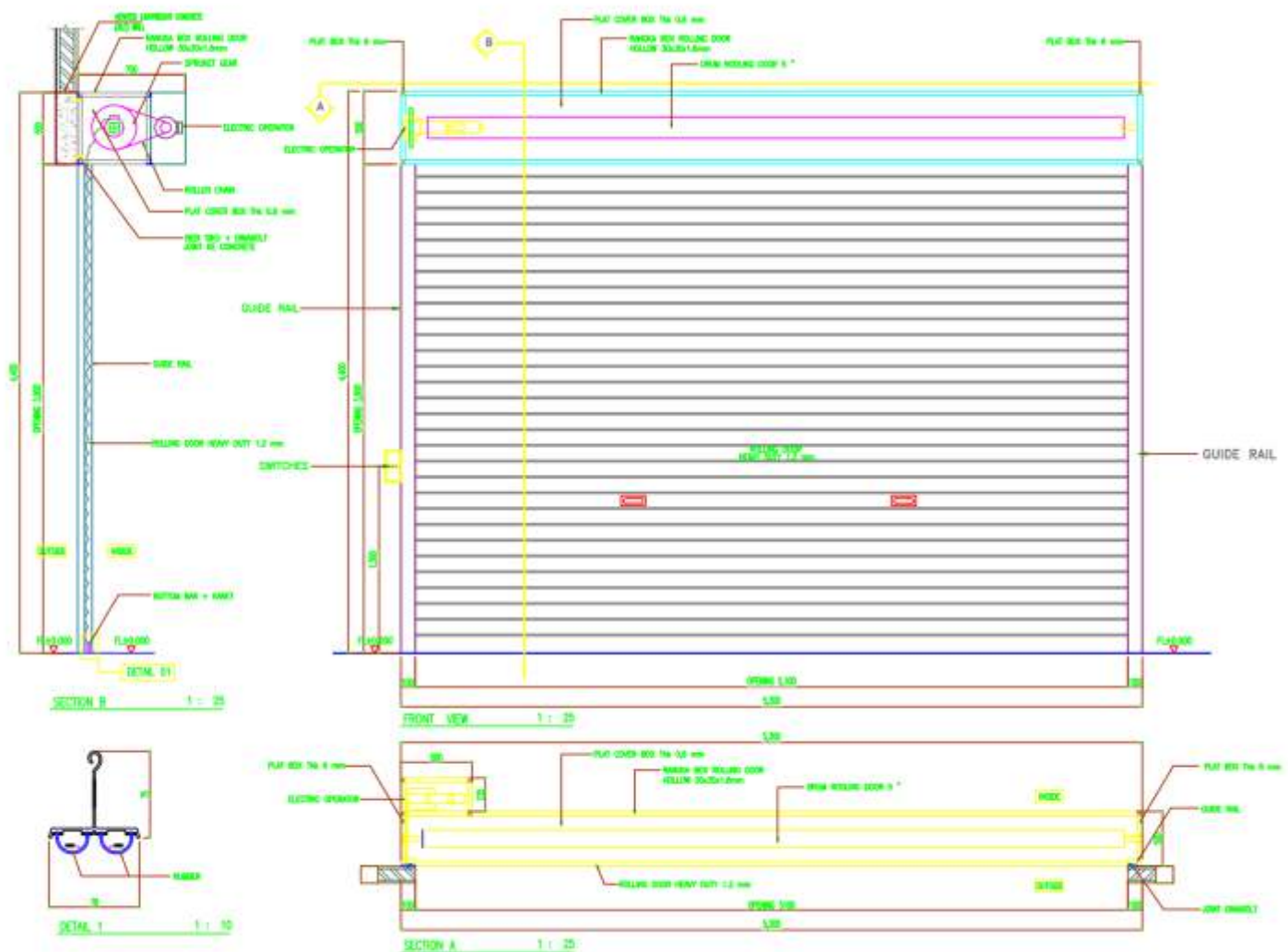
# MARS

## SHUTTER DOOR

## Industrial Shutter Door. Electric and Manual



### Rolling Door Shop Drawing





# MARS

## SHUTTER DOOR

## Industrial Shutter Door. Electric and Manual



### Project List

NO	NAME OF COMPANY	PROJECT
1	 PT. KAJIMA INDONESIA	Plaza Senayan (shopping mall)
2	 PT. KADANTUL INDUSTRIAL Tbk.	Warehouse
3	 Bintaro Jaya Xchange <small>Kalene - Experience - the Xchange</small>	Shopping mall
4	 JAYA PROPERTY	Shopping mall
5	 pasar jaya	Modern Market
6	 Mitra10	Mall Building Material
7	 來億集團 LAI YIH GROUP  PT. HON CHUAN INDONESIA	Factory
8	PLTU Sulawesi Utara	Office and Warehouse
9	PT. MNA (Multimas Nabati Asahan)- Wilmar Group	Factory